

OUR TEAM

352
Employees

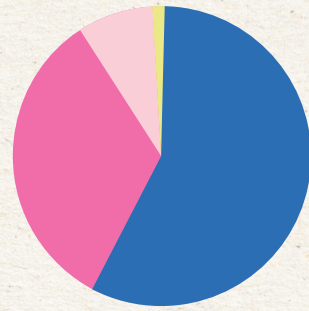
11 YEARS
Average Length of Service

FINANCIAL REPORT

60%
LEVY REVENUE

Revenue

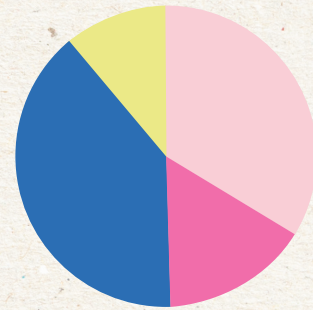
● Operating Levy	\$40,989,086
● Federal Funds	\$21,765,706
● State Funds	\$6,330,138
● Local Funds	\$88,289
Total Revenues	\$69,173,218



41%
PLACEMENT COSTS

Expenditures

● Placements & Child Related	\$32,236,500
● Wages	\$23,636,540
● Benefits	\$11,777,804
● Operations	\$6,225,076
Total Expenditures	\$73,875,920



A YEAR OF PRESENCE

2025 IMPACT REPORT



Summit County
CHILDREN SERVICES

330.379.1990
foster.summitkids.org

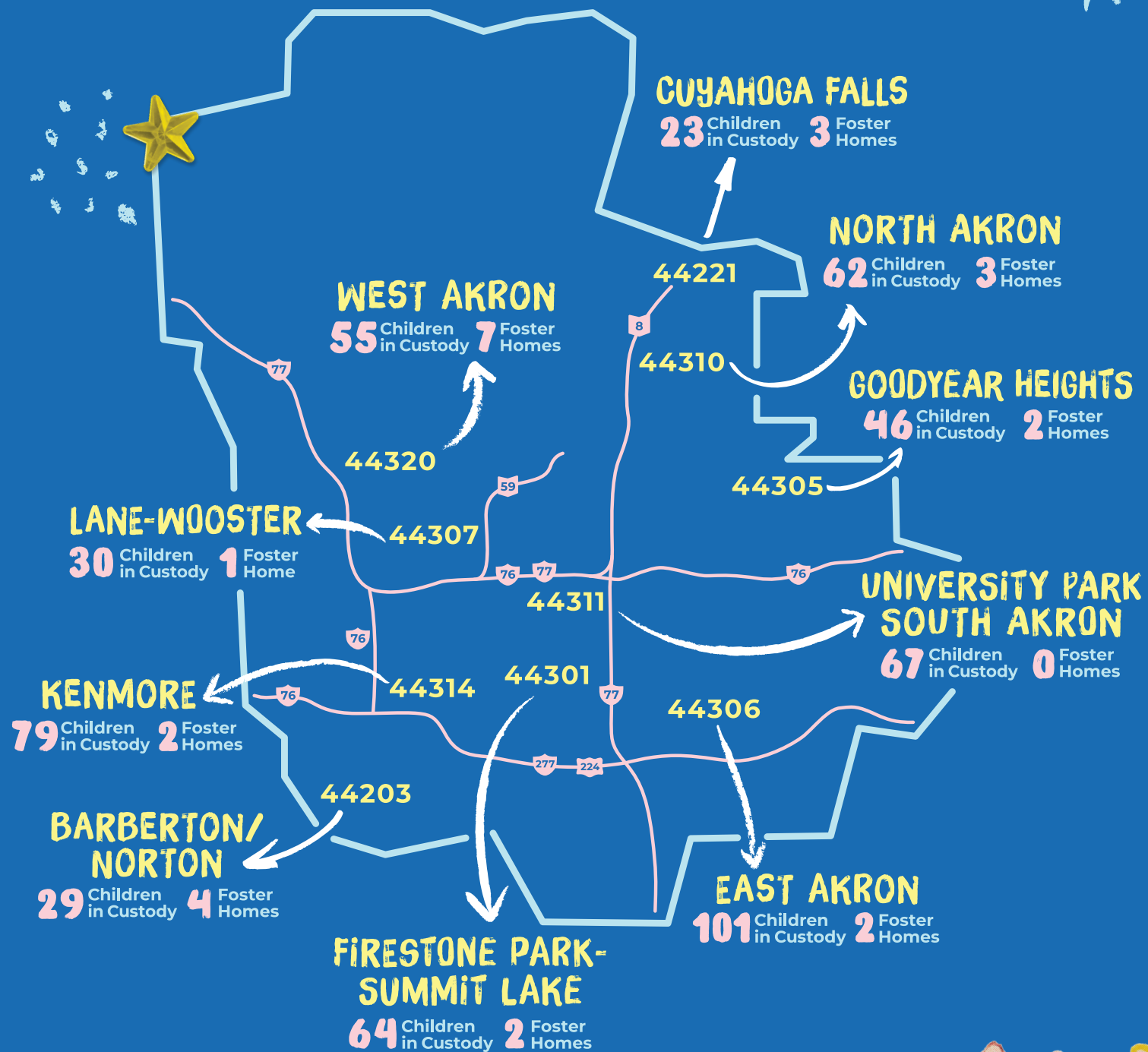
WORK WITH
A PURPOSE!



Summit County
CHILDREN SERVICES

BE PRESENT IN YOUR COMMUNITY

These Summit County zip codes have the highest number of children in our custody and lowest number of foster homes.



52.9%*
of children are placed outside of summit county



OUR IMPACT BY THE NUMBERS

8,574
CHILDREN
received agency services in 2025

WE SERVED

1 OUT OF 13
children in Summit County



8,942

calls received to our 24-hour abuse and neglect hotline

2,985

Reports Assessed

80%

Of Children were reunited with Family

68

Finalized Adoptions

WHY WE NEED YOU

OVER

750*

kids in our custody

AND UNDER

118*

Foster homes available

177 Children Awaiting Adoption

80 children have no plan for adoption

46 children are male

34 children are female

58 children are age 12 or older

*as of March 2026